

install pymysql3 : Mac Instructions

Using the Terminal to install pymysql3 once the ZIP file has been downloaded and unzipped from:

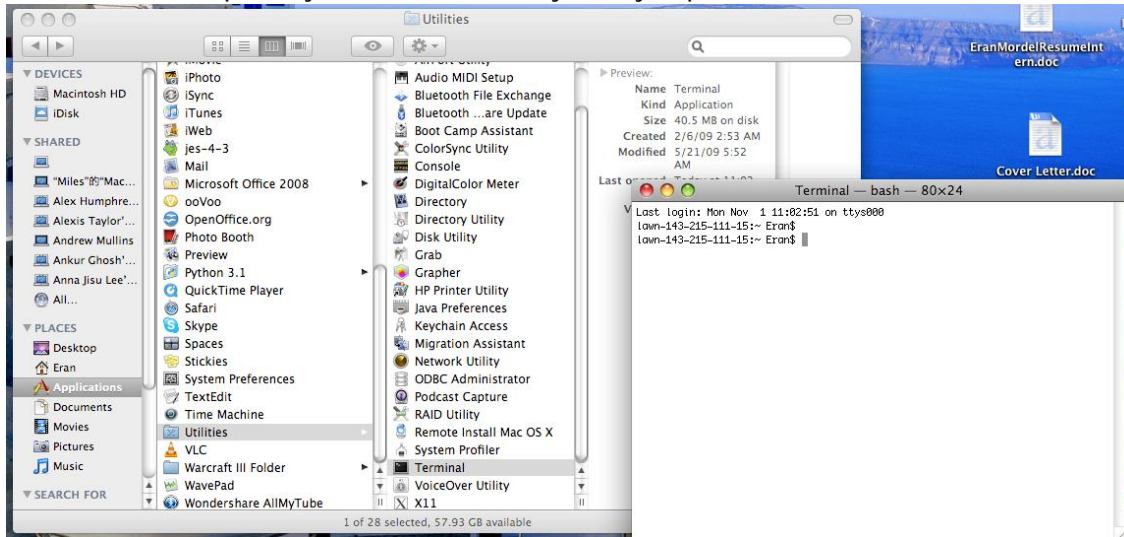
<http://www.summet.com/dmsi/html/pymysql.html#installing-pymysql-for-python3>

Open the Terminal

The file path is:

Users – Applications – Utilities - Terminal

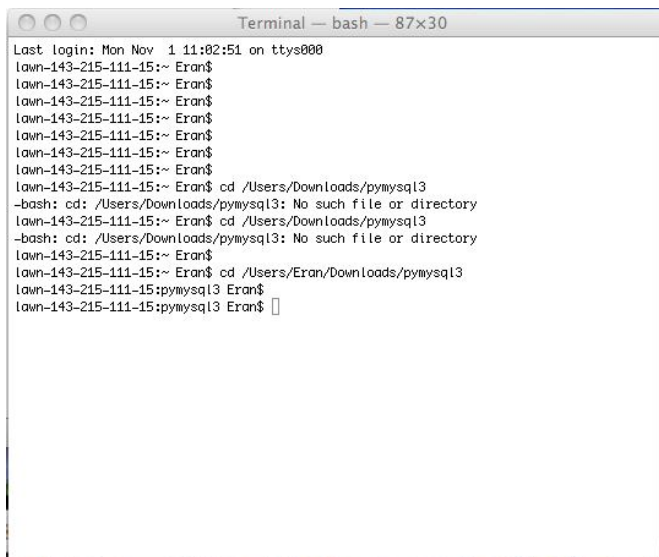
The terminal will open in your default directory after you press the ok button



Change the directory to the pymysql3 folder you just unzipped using the cd command

cd YourDirectoryFilePath

cd /Users/ErinGarcia/pymysql3

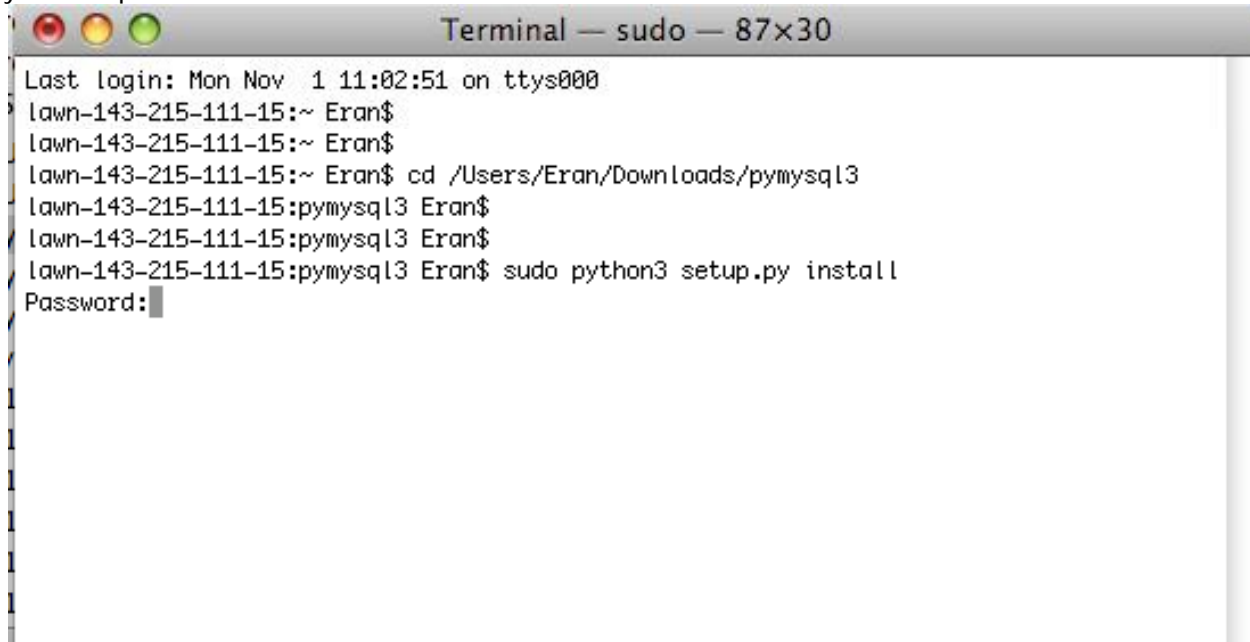


Now you can run the setup.py file using the command

sudo python3 setup.py install

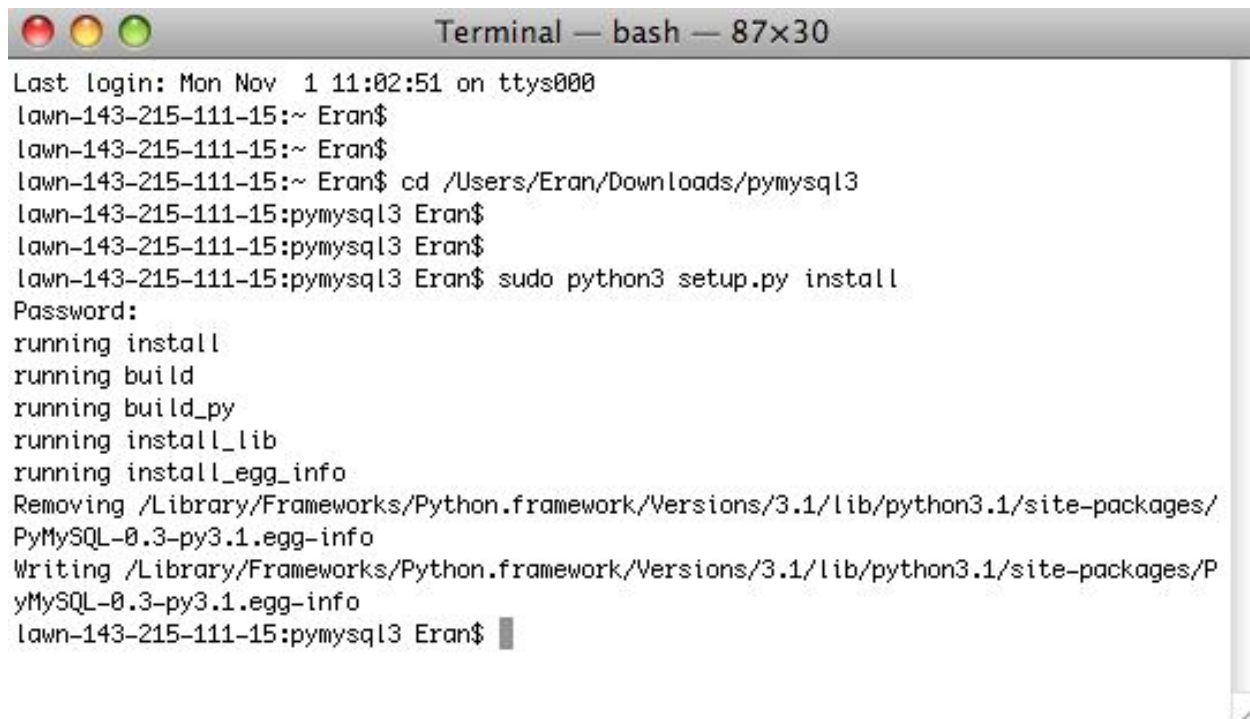
Using the sudo command gives you administrator privileges, which are necessary to do the install

You will be asked for your password after you hit return. Type your password and hit return. You will have to type your password blind, meaning you will not be able to see it, or any markers for the keys you have pressed.



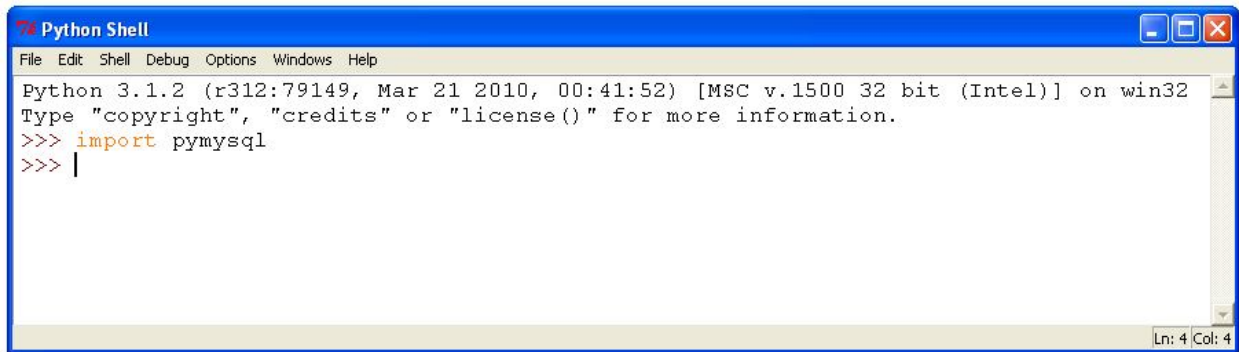
```
Terminal — sudo — 87x30
Last login: Mon Nov  1 11:02:51 on ttys000
lawn-143-215-111-15:~ Eran$
lawn-143-215-111-15:~ Eran$
lawn-143-215-111-15:~ Eran$ cd /Users/Eran/Downloads/pymysql3
lawn-143-215-111-15:pymysql3 Eran$
lawn-143-215-111-15:pymysql3 Eran$
lawn-143-215-111-15:pymysql3 Eran$ sudo python3 setup.py install
Password:
```

When you hit the return key the setup.py file will run and you will see the following



```
Terminal — bash — 87x30
Last login: Mon Nov  1 11:02:51 on ttys000
lawn-143-215-111-15:~ Eran$
lawn-143-215-111-15:~ Eran$
lawn-143-215-111-15:~ Eran$ cd /Users/Eran/Downloads/pymysql3
lawn-143-215-111-15:pymysql3 Eran$
lawn-143-215-111-15:pymysql3 Eran$
lawn-143-215-111-15:pymysql3 Eran$ sudo python3 setup.py install
Password:
running install
running build
running build_py
running install_lib
running install_egg_info
Removing /Library/Frameworks/Python.framework/Versions/3.1/lib/python3.1/site-packages/
PyMySQL-0.3-py3.1.egg-info
Writing /Library/Frameworks/Python.framework/Versions/3.1/lib/python3.1/site-packages/P
yMySQL-0.3-py3.1.egg-info
lawn-143-215-111-15:pymysql3 Eran$
```

You can test that your install worked correctly in the python shell- if it worked correctly you will not get any errors



```
Python Shell
File Edit Shell Debug Options Windows Help
Python 3.1.2 (r312:79149, Mar 21 2010, 00:41:52) [MSC v.1500 32 bit (Intel)] on win32
Type "copyright", "credits" or "license()" for more information.
>>> import pymysql
>>> |
Ln: 4 Col: 4
```